

Solenoid valve(3/2 way)

3V1 Series



Symbol



Product feature

1. Direct acting type and normally closed mode, flexible in direction change.
2. No need to add oil for lubrication.
3. Several valves can be installed integrately to save installation space.
4. Affiliated manual devices are equipped to facilitate installation and debugging.
5. Several standard voltage grades are optional.

Specification

Model	3V1-M5	3V1-06
Fluid	Air(to be filtered by 40 μm filter element)	
Acting	Direct acting	
Port size [Note1]	M5	1/8"
Valve type	3 port 2 position	
Lubrication	Not required	
Operating pressure	0~0.8MPa(0~114psi)	
Proof pressure	1.2MPa(175psi)	
Temperature	-20~70°C	
Orifice size	Φ 1.2mm	
Material of body	Aluminum alloy	

[Note1] PT thread, G thread and NPT thread are available.

Coil specification

Item	Specification				
Standard voltage	AC220V	AC110V	AC24V	DC24V	DC12V
Scope of voltage	AC: ± 15% DC: ± 10%				
Power consumption	4.5VA	4.5VA	5.0VA	3.0W	3.0W
Protection	IP65(DIN40050)				
Temperature classification	B Class				
Electrical entry	Terminal, Grommet				
Activating time	0.05 sec and below				
Max. frequency [Note 1]	10 cycle/sec				

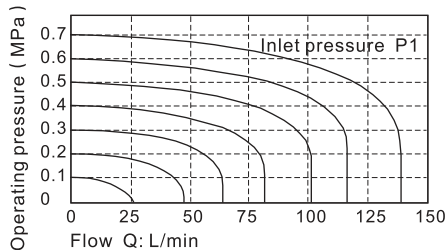
[Note 1] The maximum actuation frequency is in the no-load state.

Ordering code

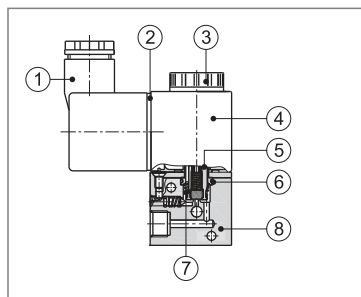
3V 1 06 A □ □
 ① ② ③ ④ ⑤ ⑥

① Model	② Code	③ Port size	④ Standard voltage	⑤ Electrical entry	⑥ Thread type
3V: Solenoid valve (3/2 way)	1: 1 Series	M5: M5 06: 1/8"	A: AC220V B: DC24V C: AC110V E: AC24V F: DC12V	Blank: Terminal I: Grommet	No this code Blank: PT G: G T: NPT

Flow chart



Inner structure



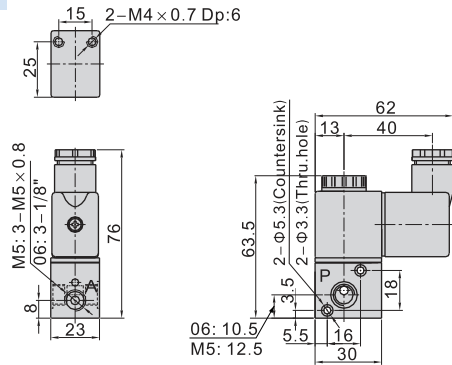
No.	Item	No.	Item
1	Connector	5	Armature
2	Gasket	6	O-ring
3	Coil nut	7	Return spring
4	Coil	8	Body

Solenoid valve(3/2 way)

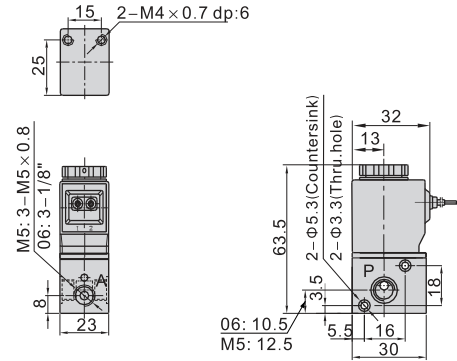
3V1 Series

Dimensions

Terminal

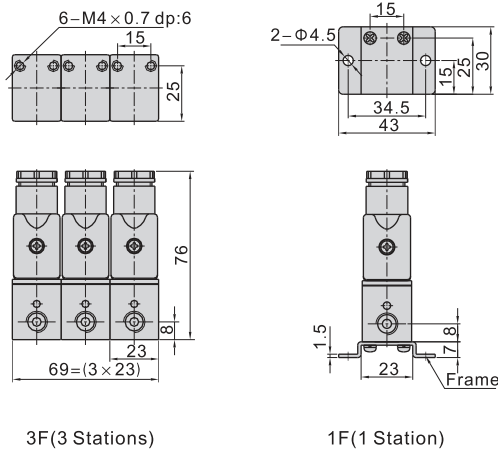


Grommet

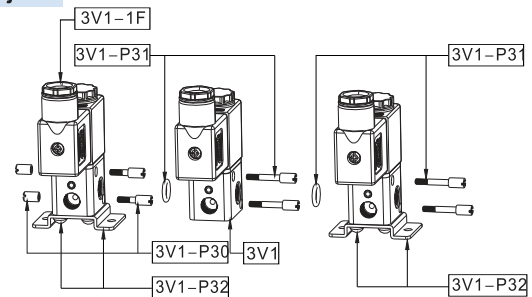


Series connection

Dimensions



How to joint



Product structure

Connection Amount	Q.TY	3V1	3V1-P30	3V1-P31	3V1-P32
3V1-□-□-1F		1	0	0	1
3V1-□-□-2F		2	1	1	1
.....	
3V1-□-□- <i>n</i> F		<i>n</i>	1	<i>n</i> -1	2

Note: "n" is the number of junction valve, and $n \geq 3$.

Ordering code for series

3V 1 06 A □ 3F □

① ② ③ ④ ⑤ ⑥ ⑦

① Model	② Code	③ Port size	④ Standard voltage	⑤ Electrical entry	⑥ Number of stations	⑦ Thread type
3V: Solenoid valve (3/2 way)	1: 1 Series	M5: M5	A: AC220V B: DC24V C: AC110V E: AC24V F: DC12V	Blank: Terminal I: Grommet	1F: 1 Station 2F: 2 Stations 3F: 3 Stations 20F: 20 Stations	Not this code
		06: 1/8"				Blank: PT G: G T: NPT

The above codes have included the series accessories, so it is unnecessary to order the accessories specially. But if you like, you could order as follows.

Code of accessories	Accessory name	Part code	Part name	Quantity
3V1-P30	Coupling screw assembly	F-3V1002B	Coupling screw(S)	2
		F-3V1003B	Coupling screw(M)	2
3V1-P31	Coupling screw assembly	GOR20008N75	O-Ring	1
		F-3V1004B	Coupling screw(L)	2
3V1-P32	Bracket assembly	F-3V1001B	Fixed mounting	1
		GSDA04008ZA	Cross round head screw	2